


# CARBIDE DRILLS



## **Carbide Drills**

*When productivity matters*

- $3x D_1$  to  $8x D_1$  hole depths
- With & without internal coolant
- Ultra fine grain type carbide
- Technically advanced multi-layer coatings



Page

Catalogue Code  
Material  
Surface Finish  
Colour Ring & Application  
Standard  
Depth of Cut  
Shank Form

D323	D325	D329	D331	D326	D328	D332	D334	D335	D337
VHM									
AlCrN									
Up to 1400N/mm <sup>2</sup>									
DIN 6537								-	
3 x D				5 x D				8 x D	
HA	HE	HA	HE	HA	HE	HA	HE	HA	HE

Material	HB	N/mm <sup>2</sup>	% Elong.	HA	HE	HA	HE	HA	HE	HA	HE	
<b>1.0 Steels</b>												
1.1 Mild steels, magnetic soft steel	<200	>200 <400	10	●	●	●	●	●	●	●	●	
1.2 Free cutting, structural, unalloyed	<200	>350 <700	30	●	●	●	●	●	●	●	●	
1.3 Plain carbon, low alloyed	<300	>350 <850	20	●	●	●	●	●	●	●	●	
1.4 Alloy steels harden. / tempered	<250	>500 <850	30	●	●	●	●	●	●	●	●	
1.5 Alloy steels harden. / tempered	<350	>850 <1200	30	●	●	●	●	●	●	●	●	
1.6 Hardened, heat treated, high tensile alloy	<420	>1500	12	●	●	●	●	●	●	●	●	
1.7 Hardened Steel 45-50 Rc	<550		<12	○		○				○	○	
1.8 Hardened Steel 50-62 Rc	<700		<12							○	○	
<b>2.0 Stainless Steels</b>												
2.1 Free machining	<250	<850	25		○	○	○		○	○	○	
2.2 Austenitic	<250	<850	20		○	○	○		○	○		
2.3 Ferritic + martensitic	<250	<850	20			○	○		○	○		
<b>3.0 Cast Irons</b>												
3.1 Lamellar graphite (Grey soft)	<150	<500	10	●	●	●	●	●	●	●	●	
3.2 Lamellar graphite (Grey hard)	<300	<1000	10	●	●	●	●	●	●	●	●	
3.3 Nodular (spheroidal) graphite & malleable	<200	<700	10	●	●	●	●	●	●	●	●	
<b>4.0 Titaniums</b>												
4.1 Pure Titanium	<250	<850	20	○	○	○	○		○	○		
4.2 Titanium alloys	>250	>850	20	○	○	○	○		○	○		
<b>5.0 Nickels</b>												
5.1 Nickel alloys	<250	<850	25	○	○	○	○		○	○		
5.2 Nickel alloys	>250	>850	25	○	○	○	○		○	○		
<b>6.0 Coppers</b>												
6.1 Pure Copper (electrolytic Cu)	<120	<400	12									
6.2 Short chip Brass, Phosphor Bronze, gun metal	<200	<700	12									
6.3 Long chip Brass, Bronze	<200	<700	12									
<b>7.0 Aluminiums</b>												
7.1 Aluminium unalloyed	<100	<350	15									
7.2 Magnesium unalloyed	<150	<350	15									
7.3 Al Alloyed Si < 1.5 %	<120	<500	15									
7.4 Al Alloyed 1.5 % < Si < 10%	<120	<400	10									
7.5 Al Alloyed > 10% Si	-	<400	N									
7.6 Magnesium alloys	-	<400	N									
<b>8.0 Plastics</b>												
8.1 Plastics, Thermoplastics, Polyethylene	<340	<50	N									

Drill Carbide, 3xD, Straight		Drill Carbide, 3xD, Straight		Drill Carbide, Centre		Drill Carbide, Centre	
Drill Carbide, Spotting, 90°		Drill Carbide, Spotting, 90°		Drill Carbide, Spotting, 142°		Drill Carbide, Spotting, 142°	
45	45	46	46	47	47	47	47
D300	D306	D318	D319	D355	D364	D365	D366
VHM							
Br	TiCN	Br	TiCN	Br	AlCrN	Br	AlCrN
Up to 1600N/mm <sup>2</sup>	Up to 1600N/mm <sup>2</sup>	NC		NC			
-	-	DIN 6535		DIN 1897			
3 x D				HA			
		•	•	•	•	•	•
		•	•	•	•	•	•
		•	•	•	•	•	•
		•	•	•	•	•	•
		•	•	•	•	•	•
•	•	•	•	•	•	•	•
•	•	•	•	•	•	•	•
		•	•	•	•	•	•
		•	•	•	•	•	•
		•	•	•	•	•	•
		•	•	•	•	•	•
		•	•	•	•	•	•
		•	•	•	•	•	•
		•	•	•	•	•	•
•	•	•	•	•	•	•	•
•	•	•	•	•	•	•	•
		•	•	•	•	•	•
		•	•	•	•	•	•
		•	•	•	•	•	•
		•	•	•	•	•	•
		•	•	•	•	•	•
•	•	•	•	•	•	•	•
•	•	•	•	•	•	•	•
		•	•	•	•	•	•

# new generation coatings... a quantum leap in tool wear resistance

## AICrN

### Aluminium Chromium Nitride

The new magic tool coating formula is Aluminium Chromium Nitride (AlCrN). Coatings of this new G6 generation developed, markedly expand the performance envelope versus conventional titanium based coatings (such as TiAlN, AlTiN or TiCN).

### Unique coating properties

The AlCrN coating exhibits until now, an unmatched degree of oxidation resistance and hot hardness. These properties have triggered a quantum leap in tool wear resistance.

### The bottom line: greater productivity!

Tools coated with AlCrN let you choose noticeably higher cutting speeds and allow you to more effectively exploit the potential of modern machine tools. You can produce more parts per time / unit to decisively boost the productivity of your manufacturing resources and hone your competitive edge.


Extraordinary performance gains have been demonstrated in dry and wet machining processes involving:

- Unalloyed steels
- High strength steels
- High hardness steels (up to 54 HRC)

Superior performance for the entire life of the tool AlCrN is suitable for re-coating tools with no tradeoff in performance.

### Coating properties:

- Very high abrasion resistance
- High and constant temperature resistance
- Unrivalled oxidation resistance
- Titanium free coating



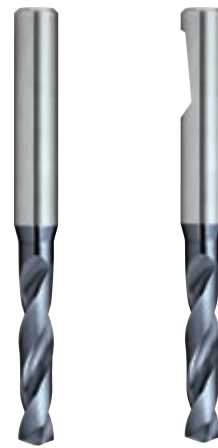
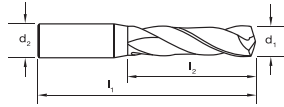
[www.sutton.com.au](http://www.sutton.com.au)



# Drills Carbide, 3xD



- Suitable for materials up to 1400N/mm<sup>2</sup>
- Strong core
- Micro geometry & surface conditioning for optimal chip control
- AlCrN for maximum tool life



Catalogue Code	<b>D323</b>	<b>D325</b>
Discount Group	A0210	A0210
Material	<b>VHM</b>	<b>VHM</b>
Surface Finish	<b>AlCrN</b>	<b>AlCrN</b>
Colour Ring & Application	<b>Up to 1400N/mm<sup>2</sup></b>	<b>Up to 1400N/mm<sup>2</sup></b>
Geometry	R30	R30
Point Type	140° Form C	140° Form C
Shank Form (DIN 6535)	HA	HE

Size Ref.	d <sub>1</sub> (m7)	l <sub>1</sub>	l <sub>2</sub>	d <sub>2</sub> (h6)	Item #	Item #	
0100	1.0	45	7	4	•	•	
0110	1.1	45	7	4	•	•	
0120	1.2	45	7	4	•	•	
0130	1.3	45	7	4	•	•	
0140	1.4	45	7	4	•	•	
0150	1.5	55	14	4	•	•	
0160	1.6	55	14	4	•	•	
0170	1.7	55	14	4	•	•	
0180	1.8	55	14	4	•	•	
0190	1.9	55	14	4	•	•	
0200	2.0	55	20	4	•	•	
0210	2.1	55	20	4	•	•	
0200	2.2	55	20	4	•	•	
0230	2.3	55	20	4	•	•	
0240	2.4	55	20	4	•	•	
0250	2.5	55	20	4	•	•	
0260	2.6	55	20	4	•	•	
0270	2.7	55	20	4	•	•	
0280	2.8	55	20	4	•	•	
0290	2.9	55	20	4	•	•	
0300	3.0	62	20	6	D323 0300	D325 0300	
0310	3.1	62	20	6	D323 0310	D325 0310	
0318	3.18	1/8	62	20	6	D323 0318	D325 0318
0320	3.2	62	20	6	D323 0320	D325 0320	
0330	3.3	62	20	6	D323 0330	D325 0330	
0340	3.4	62	20	6	D323 0340	D325 0340	
0350	3.5	62	20	6	D323 0350	D325 0350	
0357	3.57	9/64	62	20	6	D323 0357	D325 0357
0360	3.6	62	20	6	D323 0360	D325 0360	
0370	3.7	62	20	6	D323 0370	D325 0370	
0380	3.8	66	24	6	D323 0380	D325 0380	
0390	3.9	66	24	6	D323 0390	D325 0390	
0397	3.97	5/32	66	24	6	D323 0397	D325 0397
0400	4.0	66	24	6	D323 0400	D325 0400	
0410	4.1	66	24	6	D323 0410	D325 0410	
0420	4.2	66	24	6	D323 0420	D325 0420	
0430	4.3	66	24	6	D323 0430	D325 0430	
0437	4.37	11/64	66	24	6	D323 0437	D325 0437
0440	4.4	66	24	6	D323 0440	D325 0440	
0450	4.5	66	24	6	D323 0450	D325 0450	
0460	4.6	66	24	6	D323 0460	D325 0460	
0470	4.7	66	24	6	D323 0470	D325 0470	
0476	4.76	3/16	66	24	6	D323 0476	D325 0476
0480	4.8	66	28	6	D323 0480	D325 0480	


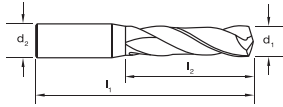
• Available on request as special manufacture. Subject to lead time.  
NOTE: HE shanks available, subject to lead time.



# Drills Carbide, 3xD



- Suitable for materials up to 1400N/mm<sup>2</sup>
- Strong core
- Micro geometry & surface conditioning for optimal chip control
- AlCrN for maximum tool life



<b>Catalogue Code</b>	<b>D323</b>	<b>D325</b>
<b>Discount Group</b>	A0210	A0210
<b>Material</b>	<b>VHM</b>	<b>VHM</b>
<b>Surface Finish</b>	<b>AlCrN</b>	<b>AlCrN</b>
<b>Colour Ring &amp; Application</b>	<b>Up to 1400N/mm<sup>2</sup></b>	<b>Up to 1400N/mm<sup>2</sup></b>
<b>Geometry</b>	R30	R30
<b>Point Type</b>	140° Form C	140° Form C
<b>Shank Form (DIN 6535)</b>	HA	HE

Size Ref.	d <sub>1</sub> (m7)	l <sub>1</sub>	l <sub>2</sub>	d <sub>2</sub> (h6)	Item #	Item #
<b>0490</b>	<b>4.9</b>	66	28	6	D323 0490	D325 0490
<b>0500</b>	<b>5.0</b>	66	28	6	D323 0500	D325 0500
<b>0510</b>	<b>5.1</b>	66	28	6	D323 0510	D325 0510
<b>0516</b>	5.16 <b>13/64</b>	66	28	6	D323 0516	D325 0516
<b>0520</b>	<b>5.2</b>	66	28	6	D323 0520	D325 0520
<b>0530</b>	<b>5.3</b>	66	28	6	D323 0530	D325 0530
<b>0540</b>	<b>5.4</b>	66	28	6	D323 0540	D325 0540
<b>0550</b>	<b>5.5</b>	66	28	6	D323 0550	D325 0550
<b>0556</b>	5.56 <b>7/32</b>	66	28	6	D323 0556	D325 0556
<b>0560</b>	<b>5.6</b>	66	28	6	D323 0560	D325 0560
<b>0570</b>	<b>5.7</b>	66	28	6	D323 0570	D325 0570
<b>0580</b>	<b>5.8</b>	66	28	6	D323 0580	D325 0580
<b>0590</b>	<b>5.9</b>	66	28	6	D323 0590	D325 0590
<b>0595</b>	5.95 <b>15/64</b>	66	28	6	D323 0595	D325 0595
<b>0600</b>	<b>6.0</b>	66	28	6	D323 0600	D325 0600
<b>0610</b>	<b>6.1</b>	79	34	8	D323 0610	D325 0610
<b>0620</b>	<b>6.2</b>	79	34	8	D323 0620	D325 0620
<b>0630</b>	<b>6.3</b>	79	34	8	D323 0630	D325 0630
<b>0635</b>	6.35 <b>1/4</b>	79	34	8	D323 0635	D325 0635
<b>0640</b>	<b>6.4</b>	79	34	8	D323 0640	D325 0640
<b>0650</b>	<b>6.5</b>	79	34	8	D323 0650	D325 0650
<b>0660</b>	<b>6.6</b>	79	34	8	D323 0660	D325 0660
<b>0670</b>	<b>6.7</b>	79	34	8	D323 0670	D325 0670
<b>0676</b>	6.76 <b>17/64</b>	79	34	8	D323 0676	D325 0676
<b>0680</b>	<b>6.8</b>	79	34	8	D323 0680	D325 0680
<b>0690</b>	<b>6.9</b>	79	34	8	D323 0690	D325 0690
<b>0700</b>	<b>7.0</b>	79	34	8	D323 0700	D325 0700
<b>0710</b>	<b>7.1</b>	79	41	8	D323 0710	D325 0710
<b>0714</b>	7.14 <b>9/32</b>	79	41	8	D323 0714	D325 0714
<b>0720</b>	<b>7.2</b>	79	41	8	D323 0720	D325 0720
<b>0730</b>	<b>7.3</b>	79	41	8	D323 0730	D325 0730
<b>0740</b>	<b>7.4</b>	79	41	8	D323 0740	D325 0740
<b>0750</b>	<b>7.5</b>	79	41	8	D323 0750	D325 0750
<b>0754</b>	7.54 <b>19/64</b>	79	41	8	D323 0754	D325 0754
<b>0760</b>	<b>7.6</b>	79	41	8	D323 0760	D325 0760
<b>0770</b>	<b>7.7</b>	79	41	8	D323 0770	D325 0770
<b>0780</b>	<b>7.8</b>	79	41	8	D323 0780	D325 0780
<b>0790</b>	<b>7.9</b>	79	41	8	D323 0790	D325 0790
<b>0794</b>	7.94 <b>5/16</b>	79	41	8	D323 0794	D325 0794
<b>0800</b>	<b>8.0</b>	79	41	8	D323 0800	D325 0800
<b>0810</b>	<b>8.1</b>	89	47	10	D323 0810	D325 0810
<b>0820</b>	<b>8.2</b>	89	47	10	D323 0820	D325 0820
<b>0830</b>	<b>8.3</b>	89	47	10	D323 0830	D325 0830
<b>0833</b>	8.33 <b>21/64</b>	89	47	10	D323 0833	D325 0833

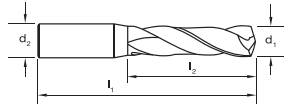
NOTE: HE shanks available, subject to lead time.

[www.sutton.com.au](http://www.sutton.com.au)


# Drills Carbide, 3xD



- Suitable for materials up to 1400N/mm<sup>2</sup>
- Strong core
- Micro geometry & surface conditioning for optimal chip control
- AlCrN for maximum tool life



Size Ref.	d <sub>1</sub> (m7)	l <sub>1</sub>	l <sub>2</sub>	d <sub>2</sub> (h6)
0840	8.4	89	47	10
0850	8.5	89	47	10
0860	8.6	89	47	10
0870	8.7	89	47	10
0873	8.73 11/32	89	47	10
0880	8.8	89	47	10
0890	8.9	89	47	10
0900	9.0	89	47	10
0910	9.1	89	47	10
0913	9.13 23/64	89	47	10
0920	9.2	89	47	10
0930	9.3	89	47	10
0940	9.4	89	47	10
0950	9.5	89	47	10
0953	9.53 3/8	89	47	10
0960	9.6	89	47	10
0970	9.7	89	47	10
0980	9.8	89	47	10
0990	9.9	89	47	10
0992	9.92 25/64	89	47	10
1000	10.0	89	47	10
1010	10.1	102	55	12
1020	10.2	102	55	12
1030	10.3	102	55	12
1032	10.32 13/32	102	55	12
1040	10.4	102	55	12
1050	10.5	102	55	12
1060	10.6	102	55	12
1070	10.7	102	55	12
1080	10.8	102	55	12
1090	10.9	102	55	12
1100	11.0	102	55	12
1110	11.1	102	55	12
1111	11.11 7/16	102	55	12
1120	11.2	102	55	12
1130	11.3	102	55	12
1140	11.4	102	55	12
1150	11.5	102	55	12
1160	11.6	102	55	12
1170	11.7	102	55	12
1180	11.8	102	55	12
1190	11.9	102	55	12
1191	11.91 15/32	102	55	12
1200	12.0	102	55	12



Catalogue Code	<b>D323</b>	<b>D325</b>
Discount Group	A0210	A0210
Material	<b>VHM</b>	<b>VHM</b>
Surface Finish	<b>AlCrN</b>	<b>AlCrN</b>
Colour Ring & Application	Up to 1400N/mm <sup>2</sup>	Up to 1400N/mm <sup>2</sup>
Geometry	R30	R30
Point Type	140° Form C	140° Form C
Shank Form (DIN 6535)	HA	HE

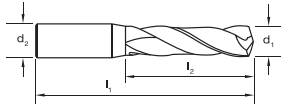
Item #	Item #
D323 0840	D325 0840
D323 0850	D325 0850
D323 0860	D325 0860
D323 0870	D325 0870
D323 0873	D325 0873
D323 0880	D325 0880
D323 0890	D325 0890
D323 0900	D325 0900
D323 0910	D325 0910
D323 0913	D325 0913
D323 0920	D325 0920
D323 0930	D325 0930
D323 0940	D325 0940
D323 0950	D325 0950
D323 0953	D325 0953
D323 0960	D325 0960
D323 0970	D325 0970
D323 0980	D325 0980
D323 0990	D325 0990
D323 0992	D325 0992
D323 1000	D325 1000
D323 1010	D325 1010
D323 1020	D325 1020
D323 1030	D325 1030
D323 1032	D325 1032
D323 1040	D325 1040
D323 1050	D325 1050
D323 1060	D325 1060
D323 1070	D325 1070
D323 1080	D325 1080
D323 1090	D325 1090
D323 1100	D325 1100
D323 1110	D325 1110
D323 1111	D325 1111
D323 1120	D325 1120
D323 1130	D325 1130
D323 1140	D325 1140
D323 1150	D325 1150
D323 1160	D325 1160
D323 1170	D325 1170
D323 1180	D325 1180
D323 1190	D325 1190
D323 1191	D325 1191
D323 1200	D325 1200

NOTE: HE shanks available, subject to lead time.


# Drills Carbide, 3xD



- Suitable for materials up to 1400N/mm<sup>2</sup>
- Strong core
- Micro geometry & surface conditioning for optimal chip control
- AlCrN for maximum tool life



Size Ref.	d <sub>1</sub> (m7)	l <sub>1</sub>	l <sub>2</sub>	d <sub>2</sub> (h6)
1250	12.5	107	60	14
1269	12.69 1/2	107	60	14
1280	12.8	107	60	14
1300	13.0	107	60	14
1349	13.49 17/32	107	60	14
1350	13.5	107	60	14
1380	13.8	107	60	14
1400	14.0	107	60	14
1429	14.29 9/16	107	60	14
1450	14.5	107	65	16
1480	14.8	115	65	16
1500	15.0	115	65	16
1550	15.5	115	65	16
1580	15.8	115	65	16
1588	15.88 5/8	115	65	16
1600	16.0	115	65	16
1650	16.5	123	73	18
1680	16.8	123	73	18
1700	17.0	123	73	18
1746	17.46 11/16	123	73	18
1750	17.5	123	73	18
1780	17.8	123	73	18
1800	18.0	123	73	18
1850	18.5	131	79	20
1900	19.0	131	79	20
1905	19.05 3/4	131	79	20
1950	19.5	131	79	20
2000	20.0	131	79	20



Catalogue Code	<b>D323</b>	<b>D325</b>
Discount Group	A0210	A0210
Material	<b>VHM</b>	<b>VHM</b>
Surface Finish	<b>AlCrN</b>	<b>AlCrN</b>
Colour Ring & Application	<b>Up to 1400N/mm<sup>2</sup></b>	<b>Up to 1400N/mm<sup>2</sup></b>
Geometry	R30	R30
Point Type	140° Form C	140° Form C
Shank Form (DIN 6535)	HA	HE

Item #	Item #
D323 1250	D325 1250
D323 1269	•
D323 1280	D325 1280
D323 1300	D325 1300
D323 1349	D325 1349
D323 1350	D325 1350
D323 1380	•
D323 1400	D325 1400
D323 1429	D325 1429
D323 1450	D325 1450
D323 1480	D325 1480
D323 1500	D325 1500
D323 1550	D325 1550
D323 1580	D325 1580
D323 1588	D325 1588
D323 1600	D325 1600
D323 1650	D325 1650
D323 1680	D325 1680
D323 1700	D325 1700
D323 1746	D325 1746
D323 1750	D325 1750
D323 1780	D325 1780
D323 1800	D325 1800
D323 1850	D325 1850
D323 1900	D325 1900
D323 1905	D323 1905
D323 1950	D325 1950
D323 2000	D325 2000

• Available on request as special manufacture. Subject to lead time.  
NOTE: HE shanks available, subject to lead time.

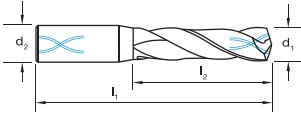




# Drills Carbide, 3xD, IK




- Suitable for materials up to 1400N/mm<sup>2</sup>
- Strong core with internal coolant supply
- Micro geometry & surface conditioning for optimal chip control
- AlCrN for maximum tool life



Catalogue Code    Size Ref.



Size Ref.	d <sub>1</sub> (m7)	l <sub>1</sub>	l <sub>2</sub>	d <sub>2</sub> (h6)	Item #	Item #
0490	4.9	66	28	6	D329 0490	D331 0490
0500	5.0	66	28	6	D329 0500	D331 0500
0510	5.1	66	28	6	D329 0510	D331 0510
0516	5.16 13/64	66	28	6	D329 0516	D331 0516
0520	5.2	66	28	6	D329 0520	D331 0520
0530	5.3	66	28	6	D329 0530	D331 0530
0540	5.4	66	28	6	D329 0540	D331 0540
0550	5.5	66	28	6	D329 0550	D331 0550
0556	5.56 7/32	66	28	6	D329 0556	D331 0556
0560	5.6	66	28	6	D329 0560	D331 0560
0570	5.7	66	28	6	D329 0570	D331 0570
0580	5.8	66	28	6	D329 0580	D331 0580
0590	5.9	66	28	6	D329 0590	D331 0590
0595	5.95 15/64	66	28	6	D329 0595	D331 0595
0600	6.0	66	28	6	D329 0600	D331 0600
0610	6.1	79	34	8	D329 0610	D331 0610
0620	6.2	79	34	8	D329 0620	D331 0620
0630	6.3	79	34	8	D329 0630	D331 0630
0635	6.35 1/4	79	34	8	D329 0635	D331 0635
0640	6.4	79	34	8	D329 0640	D331 0640
0650	6.5	79	34	8	D329 0650	D331 0650
0660	6.6	79	34	8	D329 0660	D331 0660
0670	6.7	79	34	8	D329 0670	D331 0670
0676	6.76 17/64	79	34	8	D329 0676	D331 0676
0680	6.8	79	34	8	D329 0680	D331 0680
0690	6.9	79	34	8	D329 0690	D331 0690
0700	7.0	79	34	8	D329 0700	D331 0700
0710	7.1	79	41	8	D329 0710	D331 0710
0714	7.14 9/32	79	41	8	D329 0714	D331 0714
0720	7.2	79	41	8	D329 0720	D331 0720
0730	7.3	79	41	8	D329 0730	D331 0730
0740	7.4	79	41	8	D329 0740	D331 0740
0750	7.5	79	41	8	D329 0750	D331 0750
0754	7.54 19/64	79	41	8	D329 0754	D331 0754
0760	7.6	79	41	8	D329 0760	D331 0760
0770	7.7	79	41	8	D329 0770	D331 0770
0780	7.8	79	41	8	D329 0780	D331 0780
0790	7.9	79	41	8	D329 0790	D331 0790
0794	7.94 5/16	79	41	8	D329 0794	D331 0794
0800	8.0	79	41	8	D329 0800	D331 0800
0810	8.1	89	47	10	D329 0810	D331 0810
0820	8.2	89	47	10	D329 0820	D331 0820
0830	8.3	89	47	10	D329 0830	D331 0830
0833	8.33 21/64	89	47	10	D329 0833	D331 0833



Catalogue Code	<b>D329</b>	<b>D331</b>
Discount Group	A0210	A0210
Material	<b>VHM</b>	<b>VHM</b>
Surface Finish	<b>AlCrN</b>	<b>AlCrN</b>
Colour Ring & Application	<b>Up to 1400N/mm<sup>2</sup></b>	<b>Up to 1400N/mm<sup>2</sup></b>
Geometry	R30 - IK	R30 - IK
Point Type	140° Form C	140° Form C
Shank Form (DIN 6535)	HA	HE

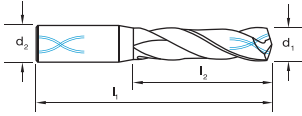
NOTE: HE shanks available, subject to lead time.

www.sutton.com.au


# Drills Carbide, 3xD, IK



- Suitable for materials up to 1400N/mm<sup>2</sup>
- Strong core with internal coolant supply
- Micro geometry & surface conditioning for optimal chip control
- AlCrN for maximum tool life



Size Ref.	d <sub>1</sub> (m7)	l <sub>1</sub>	l <sub>2</sub>	d <sub>2</sub> (h6)
<b>0840</b>	<b>8.4</b>	89	47	10
<b>0850</b>	<b>8.5</b>	89	47	10
<b>0860</b>	<b>8.6</b>	89	47	10
<b>0870</b>	<b>8.7</b>	89	47	10
<b>0873</b>	8.73 <b>11/32</b>	89	47	10
<b>0880</b>	<b>8.8</b>	89	47	10
<b>0890</b>	<b>8.9</b>	89	47	10
<b>0900</b>	<b>9.0</b>	89	47	10
<b>0910</b>	<b>9.1</b>	89	47	10
<b>0913</b>	9.13 <b>23/64</b>	89	47	10
<b>0920</b>	<b>9.2</b>	89	47	10
<b>0930</b>	<b>9.3</b>	89	47	10
<b>0940</b>	<b>9.4</b>	89	47	10
<b>0950</b>	<b>9.5</b>	89	47	10
<b>0953</b>	9.53 <b>3/8</b>	89	47	10
<b>0960</b>	<b>9.6</b>	89	47	10
<b>0970</b>	<b>9.7</b>	89	47	10
<b>0980</b>	<b>9.8</b>	89	47	10
<b>0990</b>	<b>9.9</b>	89	47	10
<b>0992</b>	9.92 <b>25/64</b>	89	47	10
<b>1000</b>	<b>10.0</b>	89	47	10
<b>1010</b>	<b>10.1</b>	102	55	12
<b>1020</b>	<b>10.2</b>	102	55	12
<b>1030</b>	<b>10.3</b>	102	55	12
<b>1032</b>	10.32 <b>13/32</b>	102	55	12
<b>1040</b>	<b>10.4</b>	102	55	12
<b>1050</b>	<b>10.5</b>	102	55	12
<b>1060</b>	<b>10.6</b>	102	55	12
<b>1070</b>	<b>10.7</b>	102	55	12
<b>1080</b>	<b>10.8</b>	102	55	12
<b>1090</b>	<b>10.9</b>	102	55	12
<b>1100</b>	<b>11.0</b>	102	55	12
<b>1110</b>	<b>11.1</b>	102	55	12
<b>1111</b>	11.11 <b>7/16</b>	102	55	12
<b>1120</b>	<b>11.2</b>	102	55	12
<b>1130</b>	<b>11.3</b>	102	55	12
<b>1140</b>	<b>11.4</b>	102	55	12
<b>1150</b>	<b>11.5</b>	102	55	12
<b>1160</b>	<b>11.6</b>	102	55	12
<b>1170</b>	<b>11.7</b>	102	55	12
<b>1180</b>	<b>11.8</b>	102	55	12
<b>1190</b>	<b>11.9</b>	102	55	12
<b>1191</b>	11.91 <b>15/32</b>	102	55	12
<b>1200</b>	<b>12.0</b>	102	55	12



Catalogue Code	<b>D329</b>	<b>D331</b>
Discount Group	A0210	A0210
Material	<b>VHM</b>	<b>VHM</b>
Surface Finish	<b>AlCrN</b>	<b>AlCrN</b>
Colour Ring & Application	<b>Up to 1400N/mm<sup>2</sup></b>	<b>Up to 1400N/mm<sup>2</sup></b>
Geometry	R30- IK	R30- IK
Point Type	140° Form C	140° Form C
Shank Form (DIN 6535)	HA	HE

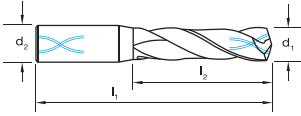
Item #	Item #
D329 0840	D331 0840
D329 0850	D331 0850
D329 0860	D331 0860
D329 0870	D331 0870
D329 0873	D331 0873
D329 0880	D331 0880
D329 0890	D331 0890
D329 0900	D331 0900
D329 0910	D331 0910
D329 0913	D331 0913
D329 0920	D331 0920
D329 0930	D331 0930
D329 0940	D331 0940
D329 0950	D331 0950
D329 0953	D331 0953
D329 0960	D331 0960
D329 0970	D331 0970
D329 0980	D331 0980
D329 0990	D331 0990
D329 0992	D331 0992
D329 1000	D331 1000
D329 1010	D331 1010
D329 1020	D331 1020
D329 1030	D331 1030
D329 1032	D331 1032
D329 1040	D331 1040
D329 1050	D331 1050
D329 1060	D331 1060
D329 1070	D331 1070
D329 1080	D331 1080
D329 1090	D331 1090
D329 1100	D331 1100
D329 1110	D331 1110
D329 1111	D331 1111
D329 1120	D331 1120
D329 1130	D331 1130
D329 1140	D331 1140
D329 1150	D331 1150
D329 1160	D331 1160
D329 1170	D331 1170
D329 1180	D331 1180
D329 1190	D331 1190
D329 1191	D331 1191
D329 1200	D331 1200

NOTE: HE shanks available, subject to lead time.

# Drills Carbide, 3xD, IK




- Suitable for materials up to 1400N/mm<sup>2</sup>
- Strong core with internal coolant supply
- Micro geometry & surface conditioning for optimal chip control
- AlCrN for maximum tool life



Catalogue Code    Size Ref.



Size Ref.	d <sub>1</sub> (m7)	l <sub>1</sub>	l <sub>2</sub>	d <sub>2</sub> (h6)
1250	12.5	107	60	14
1269	12.69 1/2	107	60	14
1280	12.8	107	60	14
1300	13.0	107	60	14
1349	13.49 17/32	107	60	14
1350	13.5	107	60	14
1380	13.8	107	60	14
1400	14.0	107	60	14
1429	14.29 9/16	107	60	14
1450	14.5	107	65	16
1480	14.8	115	65	16
1500	15.0	115	65	16
1550	15.5	115	65	16
1580	15.8	115	65	16
1588	15.88 5/8	115	65	16
1600	16.0	115	65	16
1650	16.5	123	73	18
1700	17.0	123	73	18
1746	17.46 11/16	123	73	18
1750	17.5	123	73	18
1800	18.0	123	73	18
1850	18.5	131	79	20
1900	19.0	131	79	20
1905	19.05 3/4	131	79	20
1950	19.5	131	79	20
2000	20.0	131	79	20



Catalogue Code	<b>D329</b>	<b>D331</b>
Discount Group	A0210	A0210
Material	<b>VHM</b>	<b>VHM</b>
Surface Finish	<b>AlCrN</b>	<b>AlCrN</b>
Colour Ring & Application	<b>Up to 1400N/mm<sup>2</sup></b>	<b>Up to 1400N/mm<sup>2</sup></b>
Geometry	R30 - IK	R30 - IK
Point Type	140° Form C	140° Form C
Shank Form (DIN 6535)	HA	HE


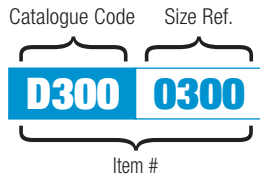
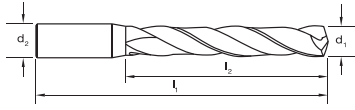
Item #	Item #
D329 1250	D331 1250
D329 1269	D331 1269
D329 1280	D331 1280
D329 1300	D331 1300
D329 1349	D331 1349
D329 1350	D331 1350
•	•
D329 1400	D331 1400
D329 1429	D331 1429
D329 1450	D331 1450
•	•
D329 1500	D331 1500
D329 1550	D331 1550
•	•
D329 1588	D331 1588
D329 1600	D331 1600
D329 1650	D331 1650
D329 1700	D331 1700
D329 1746	D331 1746
D329 1750	D331 1750
D329 1800	D331 1800
D329 1850	D331 1850
D329 1900	D331 1900
D329 1905	D331 1905
D329 1950	D331 1950
D329 2000	D331 2000

• Available on request as special manufacture. Subject to lead time.  
NOTE: HE shanks available, subject to lead time.

# Drills Carbide, 5xD



- Suitable for materials up to 1400N/mm<sup>2</sup>
- Strong core
- Micro geometry & surface conditioning for optimal chip control
- AlCrN for maximum tool life



Catalogue Code	<b>D326</b>	<b>D328</b>
Discount Group	A0210	A0210
Material	<b>VHM</b>	<b>VHM</b>
Surface Finish	<b>AlCrN</b>	<b>AlCrN</b>
Colour Ring & Application	Up to 1400N/mm <sup>2</sup>	Up to 1400N/mm <sup>2</sup>
Geometry	R30	R30
Point Type	140° Form C	140° Form C
Shank Form (DIN 6535)	HA	HE


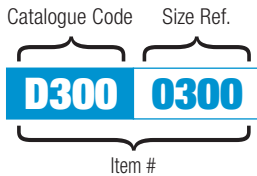
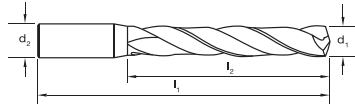
Size Ref.	d <sub>1</sub> (m7)	l <sub>1</sub>	l <sub>2</sub>	d <sub>2</sub> (h6)	Item #	Item #
0100	1.0	55	8	4	•	•
0110	1.1	55	12	4	•	•
0120	1.2	55	12	4	•	•
0130	1.3	55	12	4	•	•
0140	1.4	55	12	4	•	•
0150	1.5	55	12	4	•	•
0160	1.6	55	16	4	•	•
0170	1.7	55	16	4	•	•
0180	1.8	55	16	4	•	•
0190	1.9	55	16	4	•	•
0200	2.0	57	21	4	•	•
0210	2.1	57	21	4	•	•
0200	2.2	57	21	4	•	•
0230	2.3	57	21	4	•	•
0240	2.4	57	21	4	•	•
0250	2.5	57	21	4	•	•
0260	2.6	57	21	4	•	•
0270	2.7	57	21	4	•	•
0280	2.8	57	21	4	•	•
0290	2.9	57	21	4	•	•
0300	3.0	66	28	6	D326 0300	D328 0300
0310	3.1	66	28	6	D326 0310	D328 0310
0318	3.18 1/8	66	28	6	D326 0318	D328 0318
0320	3.2	66	28	6	D326 0320	D328 0320
0330	3.3	66	28	6	D326 0330	D328 0330
0340	3.4	66	28	6	D326 0340	D328 0340
0350	3.5	66	28	6	D326 0350	D328 0350
0357	3.57 9/64	66	28	6	D326 0357	D328 0357
0360	3.6	66	28	6	D326 0360	D328 0360
0370	3.7	66	28	6	D326 0370	D328 0370
0380	3.8	74	36	6	D326 0380	D328 0380
0390	3.9	74	36	6	D326 0390	D328 0390
0397	3.97 5/32	74	36	6	D326 0397	D328 0397
0400	4.0	74	36	6	D326 0400	D328 0400
0410	4.1	74	36	6	D326 0410	D328 0410
0420	4.2	74	36	6	D326 0420	D328 0420
0430	4.3	74	36	6	D326 0430	D328 0430
0437	4.37 11/64	74	36	6	D326 0437	D328 0437
0440	4.4	74	36	6	D326 0440	D328 0440
0450	4.5	74	36	6	D326 0450	D328 0450
0460	4.6	74	36	6	D326 0460	D328 0460
0470	4.7	74	36	6	D326 0470	D328 0470
0476	4.76 3/16	74	36	6	D326 0476	D328 0476
0480	4.8	82	44	6	D326 0480	D328 0480

• Available on request as special manufacture. Subject to lead time.  
NOTE: HE shanks available, subject to lead time.

# Drills Carbide, 5xD



- Suitable for materials up to 1400N/mm<sup>2</sup>
- Strong core
- Micro geometry & surface conditioning for optimal chip control
- AlCrN for maximum tool life



Catalogue Code	<b>D326</b>	<b>D328</b>
Discount Group	A0210	A0210
Material	<b>VHM</b>	<b>VHM</b>
Surface Finish	<b>AlCrN</b>	<b>AlCrN</b>
Colour Ring & Application	<b>Up to 1400N/mm<sup>2</sup></b>	<b>Up to 1400N/mm<sup>2</sup></b>
Geometry	R30	R30
Point Type	140° Form C	140° Form C
Shank Form (DIN 6535)	HA	HE

Size Ref.	d <sub>1</sub> (m7)	l <sub>1</sub>	l <sub>2</sub>	d <sub>2</sub> (h6)	Item #	Item #
<b>0490</b>	<b>4.9</b>	82	44	6	D326 0490	D328 0490
<b>0500</b>	<b>5.0</b>	82	44	6	D326 0500	D328 0500
<b>0510</b>	<b>5.1</b>	82	44	6	D326 0510	D328 0510
<b>0516</b>	5.16 <b>13/64</b>	82	44	6	D326 0516	D328 0516
<b>0520</b>	<b>5.2</b>	82	44	6	D326 0520	D328 0520
<b>0530</b>	<b>5.3</b>	82	44	6	D326 0530	D328 0530
<b>0540</b>	<b>5.4</b>	82	44	6	D326 0540	D328 0540
<b>0550</b>	<b>5.5</b>	82	44	6	D326 0550	D328 0550
<b>0556</b>	5.56 <b>7/32</b>	82	44	6	D326 0556	D328 0556
<b>0560</b>	<b>5.6</b>	82	44	6	D326 0560	D328 0560
<b>0570</b>	<b>5.7</b>	82	44	6	D326 0570	D328 0570
<b>0580</b>	<b>5.8</b>	82	44	6	D326 0580	D328 0580
<b>0590</b>	<b>5.9</b>	82	44	6	D326 0590	D328 0590
<b>0595</b>	5.95 <b>15/64</b>	82	44	6	D326 0595	D328 0595
<b>0600</b>	<b>6.0</b>	82	44	6	D326 0600	D328 0600
<b>0610</b>	<b>6.1</b>	91	53	8	D326 0610	D328 0610
<b>0620</b>	<b>6.2</b>	91	53	8	D326 0620	D328 0620
<b>0630</b>	<b>6.3</b>	91	53	8	D326 0630	D328 0630
<b>0635</b>	6.35 <b>1/4</b>	91	53	8	D326 0635	D328 0635
<b>0640</b>	<b>6.4</b>	91	53	8	D326 0640	D328 0640
<b>0650</b>	<b>6.5</b>	91	53	8	D326 0650	D328 0650
<b>0660</b>	<b>6.6</b>	91	53	8	D326 0660	D328 0660
<b>0670</b>	<b>6.7</b>	91	53	8	D326 0670	D328 0670
<b>0676</b>	6.76 <b>17/64</b>	91	53	8	D326 0676	D328 0676
<b>0680</b>	<b>6.8</b>	91	53	8	D326 0680	D328 0680
<b>0690</b>	<b>6.9</b>	91	53	8	D326 0690	D328 0690
<b>0700</b>	<b>7.0</b>	91	53	8	D326 0700	D328 0700
<b>0710</b>	<b>7.1</b>	91	53	8	D326 0710	D328 0710
<b>0714</b>	7.14 <b>9/32</b>	91	53	8	D326 0714	D328 0714
<b>0720</b>	<b>7.2</b>	91	53	8	D326 0720	D328 0720
<b>0730</b>	<b>7.3</b>	91	53	8	D326 0730	D328 0730
<b>0740</b>	<b>7.4</b>	91	53	8	D326 0740	D328 0740
<b>0750</b>	<b>7.5</b>	91	53	8	D326 0750	D328 0750
<b>0754</b>	7.54 <b>19/64</b>	91	53	8	D326 0754	D328 0754
<b>0760</b>	<b>7.6</b>	91	53	8	D326 0760	D328 0760
<b>0770</b>	<b>7.7</b>	91	53	8	D326 0770	D328 0770
<b>0780</b>	<b>7.8</b>	91	53	8	D326 0780	D328 0780
<b>0790</b>	<b>7.9</b>	91	53	8	D326 0790	D328 0790
<b>0794</b>	7.94 <b>5/16</b>	91	53	8	D326 0794	D328 0794
<b>0800</b>	<b>8.0</b>	91	53	8	D326 0800	D328 0800
<b>0810</b>	<b>8.1</b>	103	61	10	D326 0810	D328 0810
<b>0820</b>	<b>8.2</b>	103	61	10	D326 0820	D328 0820
<b>0830</b>	<b>8.3</b>	103	61	10	D326 0830	D328 0830
<b>0833</b>	8.33 <b>21/64</b>	103	61	10	D326 0833	D328 0833

NOTE: HE shanks available, subject to lead time.

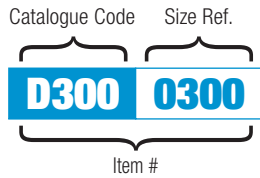
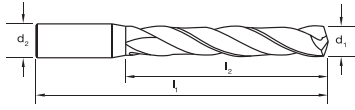
[www.sutton.com.au](http://www.sutton.com.au)




# Drills Carbide, 5xD



- Suitable for materials up to 1400N/mm<sup>2</sup>
- Strong core
- Micro geometry & surface conditioning for optimal chip control
- AlCrN for maximum tool life



Size Ref.	d <sub>1</sub> (m7)	l <sub>1</sub>	l <sub>2</sub>	d <sub>2</sub> (h6)
<b>0840</b>	<b>8.4</b>	103	61	10
<b>0850</b>	<b>8.5</b>	103	61	10
<b>0860</b>	<b>8.6</b>	103	61	10
<b>0870</b>	<b>8.7</b>	103	61	10
<b>0873</b>	8.73 <b>11/32</b>	103	61	10
<b>0880</b>	<b>8.8</b>	103	61	10
<b>0890</b>	<b>8.9</b>	103	61	10
<b>0900</b>	<b>9.0</b>	103	61	10
<b>0910</b>	<b>9.1</b>	103	61	10
<b>0913</b>	9.13 <b>23/64</b>	103	61	10
<b>0920</b>	<b>9.2</b>	103	61	10
<b>0930</b>	<b>9.3</b>	103	61	10
<b>0940</b>	<b>9.4</b>	103	61	10
<b>0950</b>	<b>9.5</b>	103	61	10
<b>0953</b>	9.53 <b>3/8</b>	103	61	10
<b>0960</b>	<b>9.6</b>	103	61	10
<b>0970</b>	<b>9.7</b>	103	61	10
<b>0980</b>	<b>9.8</b>	103	61	10
<b>0990</b>	<b>9.9</b>	103	61	10
<b>0992</b>	9.92 <b>25/64</b>	103	61	10
<b>1000</b>	<b>10.0</b>	103	61	10
<b>1010</b>	<b>10.1</b>	118	71	12
<b>1020</b>	<b>10.2</b>	118	71	12
<b>1030</b>	<b>10.3</b>	118	71	12
<b>1032</b>	10.32 <b>13/32</b>	118	71	12
<b>1040</b>	<b>10.4</b>	118	71	12
<b>1050</b>	<b>10.5</b>	118	71	12
<b>1060</b>	<b>10.6</b>	118	71	12
<b>1070</b>	<b>10.7</b>	118	71	12
<b>1080</b>	<b>10.8</b>	118	71	12
<b>1090</b>	<b>10.9</b>	118	71	12
<b>1100</b>	<b>11.0</b>	118	71	12
<b>1110</b>	<b>11.1</b>	118	71	12
<b>1111</b>	11.11 <b>7/16</b>	118	71	12
<b>1120</b>	<b>11.2</b>	118	71	12
<b>1130</b>	<b>11.3</b>	118	71	12
<b>1140</b>	<b>11.4</b>	118	71	12
<b>1150</b>	<b>11.5</b>	118	71	12
<b>1160</b>	<b>11.6</b>	118	71	12
<b>1170</b>	<b>11.7</b>	118	71	12
<b>1180</b>	<b>11.8</b>	118	71	12
<b>1190</b>	<b>11.9</b>	118	71	12
<b>1191</b>	11.91 <b>15/32</b>	118	71	12
<b>1200</b>	<b>12.0</b>	118	71	12



Catalogue Code	<b>D326</b>	<b>D328</b>
Discount Group	A0210	A0210
Material	<b>VHM</b>	<b>VHM</b>
Surface Finish	<b>AlCrN</b>	<b>AlCrN</b>
Colour Ring & Application	<b>Up to 1400N/mm<sup>2</sup></b>	<b>Up to 1400N/mm<sup>2</sup></b>
Geometry	R30	R30
Point Type	140° Form C	140° Form C
Shank Form (DIN 6535)	HA	HE

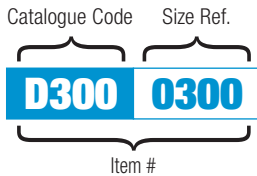
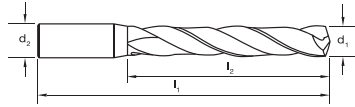
Item #	Item #
D326 0840	D328 0840
D326 0850	D328 0850
D326 0860	D328 0860
D326 0870	D328 0870
D326 0873	D328 0873
D326 0880	D328 0880
D326 0890	D328 0890
D326 0900	D328 0900
D326 0910	D328 0910
D326 0913	D328 0913
D326 0920	D328 0920
D326 0930	D328 0930
D326 0940	D328 0940
D326 0950	D328 0950
D326 0953	D328 0953
D326 0960	D328 0960
D326 0970	D328 0970
D326 0980	D328 0980
D326 0990	D328 0990
D326 0992	D328 0992
D326 1000	D328 1000
D326 1010	D328 1010
D326 1020	D328 1020
D326 1030	D328 1030
D326 1032	D328 1032
D326 1040	D328 1040
D326 1050	D328 1050
D326 1060	D328 1060
D326 1070	D328 1070
D326 1080	D328 1080
D326 1090	D328 1090
D326 1100	D328 1100
D326 1110	D328 1110
D326 1111	D328 1111
D326 1120	D328 1120
D326 1130	D328 1130
D326 1140	D328 1140
D326 1150	D328 1150
D326 1160	D328 1160
D326 1170	D328 1170
D326 1180	D328 1180
D326 1190	D328 1190
D326 1191	D328 1191
D326 1200	D328 1200

NOTE: HE shanks available, subject to lead time.


# Drills Carbide, 5xD



- Suitable for materials up to 1400N/mm<sup>2</sup>
- Strong core
- Micro geometry & surface conditioning for optimal chip control
- AlCrN for maximum tool life



Size Ref.	d <sub>1</sub> (m7)	l <sub>1</sub>	l <sub>2</sub>	d <sub>2</sub> (h6)
1250	12.5	124	77	14
1269	12.69 1/2	124	77	14
1280	12.8	124	77	14
1300	13.0	124	77	14
1349	13.49 17/32	124	77	14
1350	13.5	124	77	14
1380	13.8	124	77	14
1400	14.0	124	77	14
1429	14.29 9/16	124	77	14
1450	14.5	133	83	16
1480	14.8	133	83	16
1500	15.0	133	83	16
1550	15.5	133	83	16
1580	15.8	133	83	16
1588	15.88 5/8	133	83	16
1600	16.0	133	83	16
1650	16.5	143	93	18
1680	16.8	143	93	18
1700	17.0	143	93	18
1746	17.46 11/16	143	93	18
1750	17.5	143	93	18
1780	17.8	143	93	18
1800	18.0	143	93	18
1850	18.5	153	101	20
1900	19.0	153	101	20
1905	19.05 3/4	153	101	20
1950	19.5	153	101	20
1980	19.8	153	101	20
2000	20.0	153	101	20



Catalogue Code	<b>D326</b>	<b>D328</b>
Discount Group	A0210	A0210
Material	<b>VHM</b>	<b>VHM</b>
Surface Finish	<b>AlCrN</b>	<b>AlCrN</b>
Colour Ring & Application	<b>Up to 1400N/mm<sup>2</sup></b>	<b>Up to 1400N/mm<sup>2</sup></b>
Geometry	R30	R30
Point Type	140° Form C	140° Form C
Shank Form (DIN 6535)	HA	HE

Item #	Item #
D326 1250	D328 1250
D326 1269	D328 1269
D326 1280	D328 1280
D326 1300	D328 1300
D326 1349	D328 1349
D326 1350	D328 1350
D326 1380	•
D326 1400	D328 1400
D326 1429	D328 1429
D326 1450	D328 1450
D326 1480	D328 1480
D326 1500	D328 1500
D326 1550	D328 1550
D326 1580	D328 1580
D326 1588	D328 1588
D326 1600	D328 1600
D326 1650	D328 1650
D326 1680	D328 1680
D326 1700	D328 1700
D326 1746	D328 1746
D326 1750	D328 1750
D326 1780	D328 1780
D326 1800	D328 1800
D326 1850	D328 1850
D326 1900	D328 1900
D326 1905	D328 1905
D326 1950	D328 1950
•	•
D326 2000	D328 2000

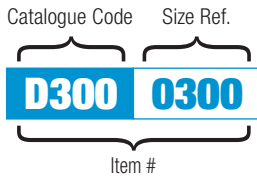
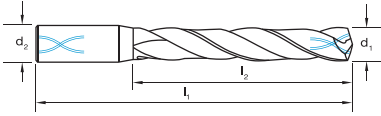
• Available on request as special manufacture. Subject to lead time.  
NOTE: HE shanks available, subject to lead time.




# Drills Carbide, 5xD, IK



- Suitable for materials up to 1400N/mm<sup>2</sup>
- Strong core with internal coolant supply
- Micro geometry & surface conditioning for optimal chip control
- AlCrN for maximum tool life



Size Ref.	d <sub>1</sub> (m7)	l <sub>1</sub>	l <sub>2</sub>	d <sub>2</sub> (h6)	Item #	Item #
<b>0490</b>	<b>4.9</b>	82	44	6	D332 0490	D334 0490
<b>0500</b>	<b>5.0</b>	82	44	6	D332 0500	D334 0500
<b>0510</b>	<b>5.1</b>	82	44	6	D332 0510	D334 0510
<b>0516</b>	5.16 <b>13/64</b>	82	44	6	D332 0516	D334 0516
<b>0520</b>	<b>5.2</b>	82	44	6	D332 0520	D334 0520
<b>0530</b>	<b>5.3</b>	82	44	6	D332 0530	D334 0530
<b>0540</b>	<b>5.4</b>	82	44	6	D332 0540	D334 0540
<b>0550</b>	<b>5.5</b>	82	44	6	D332 0550	D334 0550
<b>0556</b>	5.56 <b>7/32</b>	82	44	6	D332 0556	D334 0556
<b>0560</b>	<b>5.6</b>	82	44	6	D332 0560	D334 0560
<b>0570</b>	<b>5.7</b>	82	44	6	D332 0570	D334 0570
<b>0580</b>	<b>5.8</b>	82	44	6	D332 0580	D334 0580
<b>0590</b>	<b>5.9</b>	82	44	6	D332 0590	D334 0590
<b>0595</b>	5.95 <b>15/64</b>	82	44	6	D332 0595	D334 0595
<b>0600</b>	<b>6.0</b>	82	44	6	D332 0600	D334 0600
<b>0610</b>	<b>6.1</b>	91	53	8	D332 0610	D334 0610
<b>0620</b>	<b>6.2</b>	91	53	8	D332 0620	D334 0620
<b>0630</b>	<b>6.3</b>	91	53	8	D332 0630	D334 0630
<b>0635</b>	6.35 <b>1/4</b>	91	53	8	D332 0635	D334 0635
<b>0640</b>	<b>6.4</b>	91	53	8	D332 0640	D334 0640
<b>0650</b>	<b>6.5</b>	91	53	8	D332 0650	D334 0650
<b>0660</b>	<b>6.6</b>	91	53	8	D332 0660	D334 0660
<b>0670</b>	<b>6.7</b>	91	53	8	D332 0670	D334 0670
<b>0676</b>	6.76 <b>17/64</b>	91	53	8	D332 0676	D334 0676
<b>0680</b>	<b>6.8</b>	91	53	8	D332 0680	D334 0680
<b>0690</b>	<b>6.9</b>	91	53	8	D332 0690	D334 0690
<b>0700</b>	<b>7.0</b>	91	53	8	D332 0700	D334 0700
<b>0710</b>	<b>7.1</b>	91	53	8	D332 0710	D334 0710
<b>0714</b>	7.14 <b>9/32</b>	91	53	8	D332 0714	D334 0714
<b>0720</b>	<b>7.2</b>	91	53	8	D332 0720	D334 0720
<b>0730</b>	<b>7.3</b>	91	53	8	D332 0730	D334 0730
<b>0740</b>	<b>7.4</b>	91	53	8	D332 0740	D334 0740
<b>0750</b>	<b>7.5</b>	91	53	8	D332 0750	D334 0750
<b>0754</b>	7.54 <b>19/64</b>	91	53	8	D332 0754	D334 0754
<b>0760</b>	<b>7.6</b>	91	53	8	D332 0760	D334 0760
<b>0770</b>	<b>7.7</b>	91	53	8	D332 0770	D334 0770
<b>0780</b>	<b>7.8</b>	91	53	8	D332 0780	D334 0780
<b>0790</b>	<b>7.9</b>	91	53	8	D332 0790	D334 0790
<b>0794</b>	7.94 <b>5/16</b>	91	53	8	D332 0794	D334 0794
<b>0800</b>	<b>8.0</b>	91	53	8	D332 0800	D334 0800
<b>0810</b>	<b>8.1</b>	103	61	10	D332 0810	D334 0810
<b>0820</b>	<b>8.2</b>	103	61	10	D332 0820	D334 0820
<b>0830</b>	<b>8.3</b>	103	61	10	D332 0830	D334 0830
<b>0833</b>	8.33 <b>21/64</b>	103	61	10	D332 0833	D334 0833



Catalogue Code	<b>D332</b>	<b>D334</b>
Discount Group	A0210	A0210
Material	<b>VHM</b>	<b>VHM</b>
Surface Finish	<b>AlCrN</b>	<b>AlCrN</b>
Colour Ring & Application	<b>Up to 1400N/mm<sup>2</sup></b>	<b>Up to 1400N/mm<sup>2</sup></b>
Geometry	R30	R30
Point Type	140° Form C	140° Form C
Shank Form (DIN 6535)	HA	HE

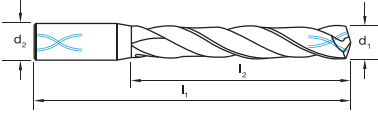
NOTE: HE shanks available, subject to lead time.

[www.sutton.com.au](http://www.sutton.com.au)

# Drills Carbide, 5xD, IK




- Suitable for materials up to 1400N/mm<sup>2</sup>
- Strong core with internal coolant supply
- Micro geometry & surface conditioning for optimal chip control
- AlCrN for maximum tool life



Catalogue Code Size Ref.



Size Ref.	d <sub>1</sub> (m7)	l <sub>1</sub>	l <sub>2</sub>	d <sub>2</sub> (h6)
0840	8.4	103	61	10
0850	8.5	103	61	10
0860	8.6	103	61	10
0870	8.7	103	61	10
0873	8.73 11/32	103	61	10
0880	8.8	103	61	10
0890	8.9	103	61	10
0900	9.0	103	61	10
0910	9.1	103	61	10
0913	9.13 23/64	103	61	10
0920	9.2	103	61	10
0930	9.3	103	61	10
0940	9.4	103	61	10
0950	9.5	103	61	10
0953	9.53 3/8	103	61	10
0960	9.6	103	61	10
0970	9.7	103	61	10
0980	9.8	103	61	10
0990	9.9	103	61	10
0992	9.92 25/64	103	61	10
1000	10.0	103	61	10
1010	10.1	118	71	12
1020	10.2	118	71	12
1030	10.3	118	71	12
1032	10.32 13/32	118	71	12
1040	10.4	118	71	12
1050	10.5	118	71	12
1060	10.6	118	71	12
1070	10.7	118	71	12
1080	10.8	118	71	12
1090	10.9	118	71	12
1100	11.0	118	71	12
1110	11.1	118	71	12
1111	11.11 7/16	118	71	12
1120	11.2	118	71	12
1130	11.3	118	71	12
1140	11.4	118	71	12
1150	11.5	118	71	12
1160	11.6	118	71	12
1170	11.7	118	71	12
1180	11.8	118	71	12
1190	11.9	118	71	12
1191	11.91 15/32	118	71	12
1200	12.0	118	71	12



Catalogue Code	<b>D332</b>	<b>D334</b>
Discount Group	A0210	A0210
Material	<b>VHM</b>	<b>VHM</b>
Surface Finish	<b>AlCrN</b>	<b>AlCrN</b>
Colour Ring & Application	<b>Up to 1400N/mm<sup>2</sup></b>	<b>Up to 1400N/mm<sup>2</sup></b>
Geometry	R30	R30
Point Type	140° Form C	140° Form C
Shank Form (DIN 6535)	HA	HE

Item #	Item #
D332 0840	D334 0840
D332 0850	D334 0850
D332 0860	D334 0860
D332 0870	D334 0870
D332 0873	D334 0873
D332 0880	D334 0880
D332 0890	D334 0890
D332 0900	D334 0900
D332 0910	D334 0910
D332 0913	D334 0913
D332 0920	D334 0920
D332 0930	D334 0930
D332 0940	D334 0940
D332 0950	D334 0950
D332 0953	D334 0953
D332 0960	D334 0960
D332 0970	D334 0970
D332 0980	D334 0980
D332 0990	D334 0990
D332 0992	D334 0992
D332 1000	D334 1000
D332 1010	D334 1010
D332 1020	D334 1020
D332 1030	D334 1030
D332 1032	D334 1032
D332 1040	D334 1040
D332 1050	D334 1050
D332 1060	D334 1060
D332 1070	D334 1070
D332 1080	D334 1080
D332 1090	D334 1090
D332 1100	D334 1100
D332 1110	D334 1110
D332 1111	D334 1111
D332 1120	D334 1120
D332 1130	D334 1130
D332 1140	D334 1140
D332 1150	D334 1150
D332 1160	D334 1160
D332 1170	D334 1170
D332 1180	D334 1180
D332 1190	D334 1190
D332 1191	D334 1191
D332 1200	D334 1200

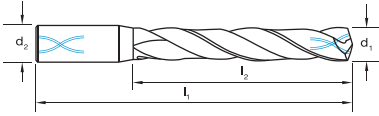
NOTE: HE shanks available, subject to lead time.



# Drills Carbide, 5xD, IK




- Suitable for materials up to 1400N/mm<sup>2</sup>
- Strong core with internal coolant supply
- Micro geometry & surface conditioning for optimal chip control
- AlCrN for maximum tool life



Catalogue Code    Size Ref.



Size Ref.	d <sub>1</sub> (m7)	l <sub>1</sub>	l <sub>2</sub>	d <sub>2</sub> (h6)
1250	12.5	124	77	14
1269	12.69 1/2	124	77	14
1280	12.8	124	77	14
1300	13.0	124	77	14
1349	13.49 17/32	124	77	14
1350	13.5	124	77	14
1380	13.8	124	77	14
1400	14.0	124	77	14
1429	14.29 9/16	124	77	14
1450	14.5	133	83	16
1480	14.8	133	83	16
1500	15.0	133	83	16
1550	15.5	133	83	16
1580	15.8	133	83	16
1588	15.88 5/8	133	83	16
1600	16.0	133	83	16
1650	16.5	143	93	18
1680	16.8	143	93	18
1700	17.0	143	93	18
1746	17.46 11/16	143	93	18
1750	17.5	143	93	18
1780	17.8	143	93	18
1800	18.0	143	93	18
1850	18.5	153	101	20
1900	19.0	153	101	20
1905	19.05 3/4	153	101	20
1950	19.5	153	101	20
1980	19.8	153	101	20
2000	20.0	153	101	20



Catalogue Code	<b>D332</b>	<b>D334</b>
Discount Group	A0210	A0210
Material	<b>VHM</b>	<b>VHM</b>
Surface Finish	<b>AlCrN</b>	<b>AlCrN</b>
Colour Ring & Application	<b>Up to 1400N/mm<sup>2</sup></b>	<b>Up to 1400N/mm<sup>2</sup></b>
Geometry	R30	R30
Point Type	140° Form C	140° Form C
Shank Form (DIN 6535)	HA	HE

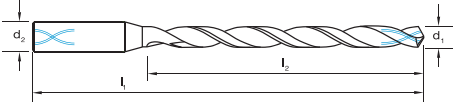
Item #	Item #
D332 1250	D334 1250
D332 1269	D334 1269
D332 1280	D334 1280
D332 1300	D334 1300
D332 1349	D334 1349
D332 1350	D334 1350
•	•
D332 1400	D334 1400
D332 1429	D334 1429
D332 1450	D334 1450
•	•
D332 1500	D334 1500
D332 1550	D334 1550
•	•
D332 1588	D334 1588
D332 1600	D334 1600
D332 1650	D334 1650
•	•
D332 1700	D334 1700
D332 1746	D334 1746
D332 1750	D334 1750
•	•
D332 1800	D334 1800
D332 1850	D334 1850
D332 1900	D334 1900
D332 1905	D334 1905
D332 1950	D334 1950
•	•
D332 2000	D334 2000

• Available on request as special manufacture. Subject to lead time.  
NOTE: HE shanks available, subject to lead time.

# Drills Carbide, 8xD, IK



- Suitable for materials up to 1400N/mm<sup>2</sup>
- Strong core with internal coolant supply
- Micro geometry & surface conditioning for optimal chip control
- AlCrN for maximum tool life




Catalogue Code    Size Ref.

**D300**    **0300**

Item #

Size Ref.	d <sub>1</sub> (m7)	l <sub>1</sub>	l <sub>2</sub>	d <sub>2</sub> (h6)	Item #	Item #	
0300	3.0	72	34	6	•	•	
0310	3.1	72	34	6	•	•	
0318	3.18	1/8	72	34	6	•	
0320	3.2	72	34	6	•	•	
0330	3.3	72	34	6	•	•	
0340	3.4	72	34	6	•	•	
0350	3.5	72	34	6	•	•	
0357	3.57	9/64	72	34	6	•	
0360	3.6	72	34	6	•	•	
0370	3.7	72	34	6	•	•	
0380	3.8	81	43	6	•	•	
0390	3.9	81	43	6	•	•	
0397	3.97	5/32	81	43	6	•	
0400	4.0	81	43	6	•	•	
0410	4.1	81	43	6	•	•	
0420	4.2	81	43	6	•	•	
0430	4.3	81	43	6	•	•	
0437	4.37	11/64	81	43	6	•	
0440	4.4	81	43	6	•	•	
0450	4.5	81	43	6	•	•	
0460	4.6	81	43	6	•	•	
0470	4.7	81	43	6	•	•	
0476	4.76	3/16	81	43	6	•	
0480	4.8	95	57	6	•	•	
0490	4.9	95	57	6	•	•	
0500	5.0	95	50	6	D335 0500	D337 0500	
0510	5.1	95	50	6	D335 0510	D337 0510	
0516	5.16	13/64	95	50	6	D335 0516	D337 0516
0520	5.2	95	50	6	D335 0520	D337 0520	
0530	5.3	95	50	6	D335 0530	D337 0530	
0540	5.4	95	50	6	D335 0540	D337 0540	
0550	5.5	95	50	6	D335 0550	D337 0550	
0556	5.56	7/32	95	50	6	D335 0556	D337 0556
0560	5.6	95	50	6	D335 0560	D337 0560	
0570	5.7	95	50	6	D335 0570	D337 0570	
0580	5.8	95	50	6	D335 0580	D337 0580	
0590	5.9	95	50	6	D335 0590	D337 0590	
0595	5.95	15/64	95	50	6	D335 0595	D337 0595
0600	6.0	95	50	6	D335 0600	D337 0600	
0610	6.1	114	66	8	D335 0610	D337 0610	
0620	6.2	114	66	8	D335 0620	D337 0620	
0630	6.3	114	66	8	D335 0630	D337 0630	
0635	6.35	1/4	114	66	8	D335 0635	D337 0635
0640	6.4	114	66	8	D335 0640	D337 0640	
0650	6.5	114	66	8	D335 0650	D337 0650	
0660	6.6	114	66	8	D335 0660	D337 0660	
0670	6.7	114	66	8	D335 0670	D337 0670	
0676	6.76	17/64	114	66	8	D335 0676	D337 0676



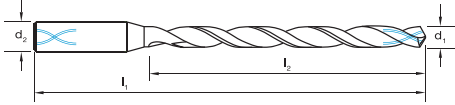
Catalogue Code	<b>D335</b>	<b>D337</b>
Discount Group	A0210	A0210
Material	<b>VHM</b>	<b>VHM</b>
Surface Finish	<b>AlCrN</b>	<b>AlCrN</b>
Colour Ring & Application	Up to 1400N/mm <sup>2</sup>	Up to 1400N/mm <sup>2</sup>
Geometry	R30 - IK	R30 - IK
Point Type	140° Form C	140° Form C
Shank Form (DIN 6535)	HA	HE

• Available on request as special manufacture. Subject to lead time.  
NOTE: HE shanks available, subject to lead time.

# Drills Carbide, 8xD, IK



- Suitable for materials up to 1400N/mm<sup>2</sup>
- Strong core with internal coolant supply
- Micro geometry & surface conditioning for optimal chip control
- AlCrN for maximum tool life



Catalogue Code    Size Ref.



Size Ref.	d <sub>1</sub> (m7)	l <sub>1</sub>	l <sub>2</sub>	d <sub>2</sub> (h6)	
0680	6.8	114	66	8	
0690	6.9	114	76	8	
0700	7.0	114	76	8	
0710	7.1	114	76	8	
0714	7.14	9/32	114	76	8
0720	7.2	114	76	8	
0730	7.3	114	76	8	
0740	7.4	114	76	8	
0750	7.5	114	76	8	
0754	7.54	19/64	114	76	8
0760	7.6	114	76	8	
0770	7.7	114	76	8	
0780	7.8	114	76	8	
0790	7.9	114	76	8	
0794	7.94	5/16	114	76	8
0800	8.0	114	76	8	
0810	8.1	142	87	10	
0820	8.2	142	87	10	
0830	8.3	142	87	10	
0833	8.33	21/64	142	87	10
0840	8.4	142	87	10	
0850	8.5	142	87	10	
0860	8.6	142	87	10	
0870	8.7	142	87	10	
0873	8.73	11/32	142	87	10
0880	8.8	142	87	10	
0890	8.9	142	87	10	
0900	9.0	142	87	10	
0910	9.1	142	95	10	
0913	9.13	23/64	142	95	10
0920	9.2	142	95	10	
0930	9.3	142	95	10	
0940	9.4	142	95	10	
0950	9.5	142	95	10	
0953	9.53	3/8	142	95	10
0960	9.6	142	95	10	
0970	9.7	142	95	10	
0980	9.8	142	95	10	
0990	9.9	142	95	10	
0992	9.92	25/64	142	95	10
1000	10.0	142	95	10	
1010	10.1	162	106	12	
1020	10.2	162	106	12	
1030	10.3	162	106	12	
1032	10.32	13/32	162	106	12
1040	10.4	162	106	12	
1050	10.5	162	106	12	
1060	10.6	162	106	12	



Catalogue Code	<b>D335</b>	<b>D337</b>
Discount Group	A0210	A0210
Material	<b>VHM</b>	<b>VHM</b>
Surface Finish	<b>AlCrN</b>	<b>AlCrN</b>
Colour Ring & Application	<b>Up to 1400N/mm<sup>2</sup></b>	<b>Up to 1400N/mm<sup>2</sup></b>
Geometry	R30 - IK	R30 - IK
Point Type	140° Form C	140° Form C
Shank Form (DIN 6535)	HA	HE

Item #	Item #
D335 0680	D337 0680
D335 0690	D337 0690
D335 0700	D337 0700
D335 0710	D337 0710
D335 0714	D337 0714
D335 0720	D337 0720
D335 0730	D337 0730
D335 0740	D337 0740
D335 0750	D337 0750
D335 0754	D337 0754
D335 0760	D337 0760
D335 0770	D337 0770
D335 0780	D337 0780
D335 0790	D337 0790
D335 0794	D337 0794
D335 0800	D337 0800
D335 0810	D337 0810
D335 0820	D337 0820
D335 0830	D337 0830
D335 0833	D337 0833
D335 0840	D337 0840
D335 0850	D337 0850
D335 0860	D337 0860
D335 0870	D337 0870
D335 0873	D337 0873
D335 0880	D337 0880
D335 0890	D337 0890
D335 0900	D337 0900
D335 0910	D337 0910
D335 0913	D337 0913
D335 0920	D337 0920
D335 0930	D337 0930
D335 0940	D337 0940
D335 0950	D337 0950
D335 0953	D337 0953
D335 0960	D337 0960
D335 0970	D337 0970
D335 0980	D337 0980
D335 0990	D337 0990
D335 0992	D337 0992
D335 1000	D337 1000
D335 1010	D337 1010
D335 1020	D337 1020
D335 1030	D337 1030
D335 1032	D337 1032
D335 1040	D337 1040
D335 1050	D337 1050
D335 1060	D337 1060

NOTE: HE shanks available, subject to lead time.

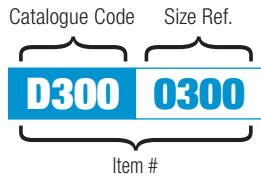
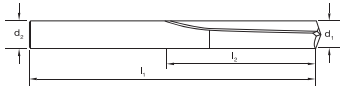
www.sutton.com.au



# Drills Carbide, 3xD, Straight



- Suitable for materials up to 1600 N/mm<sup>2</sup>
- Rigid twist drill with straight flutes
- For drilling hardened or abrasive materials
- Straight flutes for increased strength and chip control



<b>Catalogue Code</b>	<b>D300</b>	<b>D306</b>
<b>Discount Group</b>	A0202	A0206
<b>Material</b>	<b>VHM</b>	<b>VHM</b>
<b>Surface Finish</b>	<b>Brt</b>	<b>TICN</b>
<b>Colour Ring &amp; Application</b>	<b>Up to 1600N/mm<sup>2</sup></b>	<b>Up to 1600N/mm<sup>2</sup></b>
<b>Geometry</b>	Straight Flute	Straight Flute
<b>Point Type</b>	140° Type C (Facet)	140° Type C (Facet)
<b>Shank Form (DIN 6535)</b>	HA	HA

Size Ref.	d <sub>1</sub> (m7)	l <sub>1</sub>	l <sub>2</sub>	d <sub>2</sub> (h6)	Item #	Item #
<b>0150</b>	<b>1.5</b>	38	12.7	1.5	D300 0150	D306 0150
<b>0159</b>	1.59 <b>1/16</b>	1-5/8	5/8	1/16	D300 0159	D306 0159
<b>0200</b>	<b>2.0</b>	44	19	2.0	D300 0200	D306 0200
<b>0250</b>	<b>2.5</b>	46	21	2.5	D300 0250	D306 0250
<b>0300</b>	<b>3.0</b>	48	22	3.0	D300 0300	D306 0300
<b>0318</b>	3.18 <b>1/8</b>	1-7/8	7/8	1/8	D300 0318	D306 0318
<b>0350</b>	<b>3.5</b>	49	24	3.5	D300 0350	D306 0350
<b>0400</b>	<b>4.0</b>	54	27	4.0	D300 0400	D306 0400
<b>0450</b>	<b>4.5</b>	56	29	4.5	D300 0450	D306 0450
<b>0476</b>	4.76 <b>3/16</b>	2-3/16	1-1/8	3/16	D300 0476	D306 0476
<b>0500</b>	<b>5.0</b>	57	30	5.0	D300 0500	D306 0500
<b>0550</b>	<b>5.5</b>	60	32	5.5	D300 0550	D306 0550
<b>0600</b>	<b>6.0</b>	62	33	6.0	D300 0600	D306 0600
<b>0635</b>	6.35 <b>1/4</b>	2-1/2	1-3/8	1/4	D300 0635	D306 0635
<b>0650</b>	<b>6.5</b>	64	35	6.5	D300 0650	D306 0650
<b>0700</b>	<b>7.0</b>	68	38	7.0	D300 0700	D306 0700
<b>0750</b>	<b>7.5</b>	70	40	7.5	D300 0750	D306 0750
<b>0794</b>	7.94 <b>5/16</b>	2-13/16	1-5/8	5/16	D300 0794	D306 0794
<b>0800</b>	<b>8.0</b>	71	41	8.0	D300 0800	D306 0800
<b>0850</b>	<b>8.5</b>	76	43	8.5	D300 0850	D306 0850
<b>0900</b>	<b>9.0</b>	78	44	9.0	D300 0900	D306 0900
<b>0953</b>	9.53 <b>3/8</b>	3-1/8	1-13/16	3/8	D300 0953	D306 0953
<b>1000</b>	<b>10.0</b>	83	48	10.0	D300 1000	D306 1000
<b>1100</b>	<b>11.0</b>	87	52	11.0	D300 1100	D306 1100
<b>1111</b>	11.11 <b>7/16</b>	3-7/16	2-1/16	7/16	D300 1111	D306 1111
<b>1200</b>	<b>12.0</b>	92	54	12.0	D300 1200	D306 1200
<b>1269</b>	12.70 <b>1/2</b>	3-3/4	2-1/4	1/2	D300 1269	D306 1269

NOTE: HE shanks available, subject to lead time.

[www.sutton.com.au](http://www.sutton.com.au)


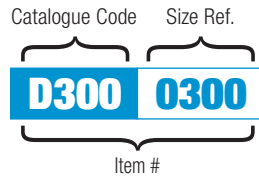
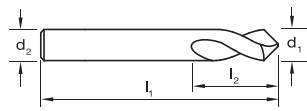




# Drills Carbide, Spotting



- Precision drill for machine use
- Rigid design for "seat" position accuracy
- 90° offers hole chamfering & spotting with the one tool
- 142° for spotting, matching a typical carbide drill point
- Drill only to the depth of the point
- Refer to HSS Drill section for HSS Spotting Drills.




- Catalogue Code
- Discount Group
- Material
- Surface Finish
- Colour Ring & Application
- Geometry
- Point Type
- Shank Tolerance

D355	D364	D365	D366
A0208	A0210	A0208	A0210
<b>VHM</b>	<b>VHM</b>	<b>VHM</b>	<b>VHM</b>
<b>Brt</b>	<b>AlCrN</b>	<b>Brt</b>	<b>AlCrN</b>
<b>NC</b>	<b>NC</b>	<b>NC</b>	<b>NC</b>
-	-	-	-
90° Form A	90° Form A	142° Form A	142° Form A
h9	h9	h9	h9

Size Ref.	d <sub>1</sub>	l <sub>1</sub>	l <sub>2</sub>	d <sub>2</sub>	Item #	Item #	Item #	Item #
<b>0500</b>	<b>5.0</b>	62	25	5.0	D355 0500	D364 0500	D365 0500	D366 0500
<b>0600</b>	<b>6.0</b>	66	25	6.0	D355 0600	D364 0600	D365 0600	D366 0600
<b>0800</b>	<b>8.0</b>	79	29	8.0	D355 0800	D364 0800	D365 0800	D366 0800
<b>1000</b>	<b>10.0</b>	89	32	10.0	D355 1000	D364 1000	D365 1000	D366 1000
<b>1200</b>	<b>12.0</b>	102	32	12.0	D355 1200	D364 1200	D365 1200	D366 1200
<b>1600</b>	<b>16.0</b>	115	35	16.0	D355 1600	D364 1600	D365 1600	D366 1600
<b>2000</b>	<b>20.0</b>	131	37	20.0	D355 2000	D364 2000	D365 2000	D366 2000

# drilling stainless steel? a perfect partner for VA taps...

## BLACK MAGIC



**D153** (stub)

**D169** (Jobber)

### Tapping Drill!

Ideal pre-tapping drill, improves tap life, as work hardening the walls of the hole are eliminated.

### High Helix & Unique Flute Form:

40° flute helix with unique radiused flute form. Produces short chips, even in Stainless Steel & Copper alloys, allowing for non-step drilling of 3 to 4x hole depths possible. Resulting in superior drill life & hole condition.



Material: SS304  
Ø8mm / depth 16mm  
Vc = 20m/min  
f = 0.12mm/rev



Material: Cu  
Ø8mm / depth 5mm  
Vc = 40m/min  
f = 0.15mm/rev

### Point Geometry:

The cutting edge point geometry is ultra sharp, which generates lower forces when drilling stainless steels.

This also makes it ideal for soft steels, copper and aluminium alloys.

### Tool Material & Coating:

Made from premium Cobalt grade of High Speed Steel (HSS Co) with a super smooth TiAlN coating, provides the optimal combination for high heat resistance.